

## Shelves (Fixed) - Internal Mount (Two Pair of Panel Rails)

Path: [Home](#) > [Rack Index](#) > Shelves (Fixed) - Internal Mount - Two Pair of Panel Rails




[click to enlarge](#)



[Assembly  
Instructions](#)

### Fixed Shelf (Unvented)

- Attach to the sides of both pair of rack combination rails
- Requires no front rail mounting
- Front & rear lip folded for extra strength
- Weight load tested (RFVS2426BK1) to 350 pounds!
- Versatile design - can be used as shown (easy to install) or upside down (front & rear lip become equipment retainers)
- Heavy duty, 14 Ga. steel construction
- Sides folded up for easy hardware installation from above
- Sides are slotted for easy adjustment with most rail depth locations
- Rugged textured powder paint finish
- Includes all mounting hardware
- If used with our square hole rails you will need to order P/N **CPRSA** rail adaptor for each shelf ordered.  
(below) to more information.
- **MOUNTS ON TWO PAIR OF PANEL RAILS (FRONT & BACK)**



click to enlarge



[Assembly Instructions](#)

## Fixed Shelf (Vented)

- Attach to the sides of both pair of rack combination rails
- Requires no front rail mounting
- Provides a sturdy shelf without obstructing upward heat movement
- Front & rear lip folded for extra strength
- Weight load tested (RFVS2426BK1) to 350 pounds!
- Versatile design - can be used as shown (easy to install) or upside down (front & rear lip become equipment retainers)
- Heavy duty, 14 Ga. steel construction
- Sides folded up for easy hardware installation from above
- Sides are slotted for easy adjustment with most rail depth locations
- Rugged textured powder paint finish
- Includes all mounting hardware
- If used with our square hole rails you will need to order P/N **CPRSA** rail adaptor for each shelf ordered.

(below) to more information.

- **MOUNTS ON TWO PAIR OF PANEL RAILS (FRONT & BACK)**

### *VENTED - 19" Rack Mount*

Part Number	Color		Drawing File Size		.zip File Size	Shelf Depth
<b>RFVS1918BK1</b>	Black		61K		92K	18"
<b>RFVS1918CG1</b>	Grey/Beige					
<b>RFVS1921BK1</b>	Black		61K		94K	21"
<b>RFVS1921CG1</b>	Grey/Beige					

<b>RFVS1926BK1</b>	Black		65K		102K	26"
<b>RFVS1926CG1</b>	Grey/Beige					
<b>RFVS1931BK1</b>	Black		66K		103K	31"
<b>RFVS1931CG1</b>	Grey/Beige					

***VENTED - 24 " Rack Mount***

<b>Part Number</b>	<b>Color</b>		<b>Drawing File Size</b>		<b>.zip File Size</b>	<b>Shelf Depth</b>
<b>RFVS2418BK1</b>	Black		45K		76K	18"
<b>RFVS2418CG1</b>	Grey/Beige					
<b>RFVS2421BK1</b>	Black		47K		78K	21"
<b>RFVS2421CG1</b>	Grey/Beige					
<b>RFVS2426BK1</b>	Black		57K		97K	26"
<b>RFVS2426CG1</b>	Grey/Beige					
<b>RFVS2431BK1</b>	Black		54K		99K	31"
<b>RFVS2431CG1</b>	Grey/Beige					

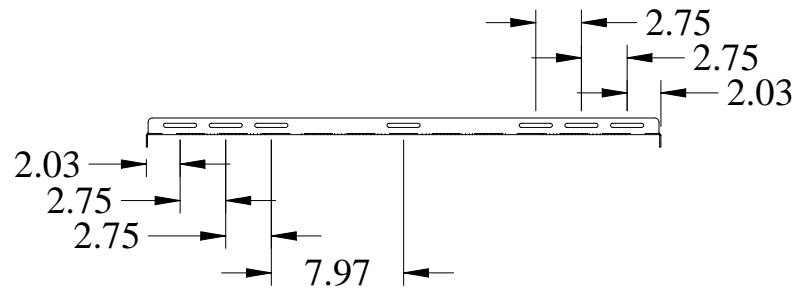
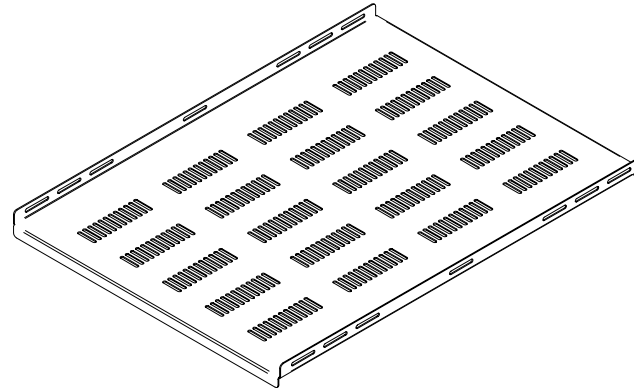
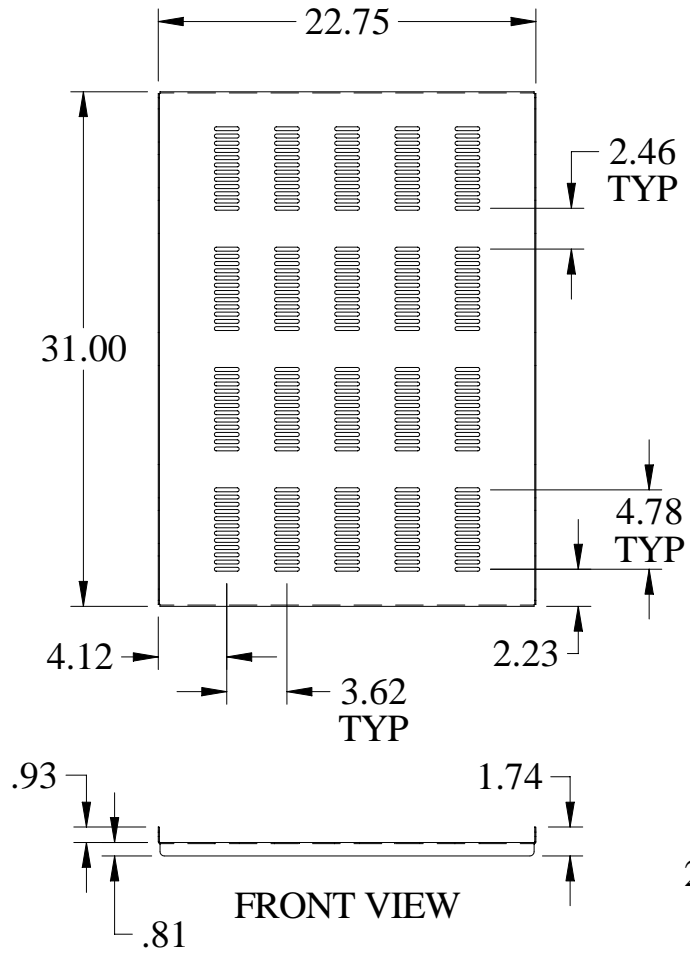
***Note:*** Weight load tested (RFVS2426BK1) to 350 pounds.

---



PART No. RFVS2431

ISOMETRIC VIEW NOT TO SCALE




# Shelves - Dual Pair Rail Mount

## FIXED SHELVES

- Heavy duty, 14 Ga. steel construction, folded edges on all four sides for extra strength
- The vented version provides a sturdy shelf without obstructing upward heat movement
- Weight load tested to 350 pounds
- Sides folded up for easy hardware installation from above the shelf
- Sides are slotted for easy adjustment with most rail depth locations
- Rugged textured powder paint finish
- If used with our square hole rails you will need to order P/N **CPRSA** rail adaptor for each shelf ordered
- **MOUNTS ON TWO PAIR OF MOUNTING RAILS (FRONT & BACK)**

Part Number		Shelf Type	Shelf Depth
Black Textured	Beige Textured		
<b>19" Width</b>			
<a href="#">RFVS1918BK1</a>	<a href="#">RFVS1918CG1</a>	Vented	18"
<a href="#">RFVS1921BK1</a>	<a href="#">RFVS1921CG1</a>	Vented	21"
<a href="#">RFVS1926BK1</a>	<a href="#">RFVS1926CG1</a>	Vented	26"
<a href="#">RFVS1931BK1</a>	<a href="#">RFVS1931CG1</a>	Vented	31"
<a href="#">RFUS1918BK1</a>	<a href="#">RFUS1918CG1</a>	Unvented	18"
<a href="#">RFUS1921BK1</a>	<a href="#">RFUS1921CG1</a>	Unvented	21"
<a href="#">RFUS1926BK1</a>	<a href="#">RFUS1926CG1</a>	Unvented	26"
<a href="#">RFUS1931BK1</a>	<a href="#">RFUS1931CG1</a>	Unvented	31"
<b>24" Width</b>			
<a href="#">RFVS2418BK1</a>	<a href="#">RFVS2418CG1</a>	Vented	18"
<a href="#">RFVS2421BK1</a>	<a href="#">RFVS2421CG1</a>	Vented	21"
<a href="#">RFVS2426BK1</a>	<a href="#">RFVS2426CG1</a>	Vented	26"
<a href="#">RFVS2431BK1</a>	<a href="#">RFVS2431CG1</a>	Vented	31"
<a href="#">RFUS2418BK1</a>	<a href="#">RFUS2418CG1</a>	Unvented	18"
<a href="#">RFUS2421BK1</a>	<a href="#">RFUS2421CG1</a>	Unvented	21"
<a href="#">RFUS2426BK1</a>	<a href="#">RFUS2426CG1</a>	Unvented	26"
<a href="#">RFUS2431BK1</a>	<a href="#">RFUS2431CG1</a>	Unvented	31"

Vented



Unvented



## SLIDING SHELVES

- Heavy duty, 14 Ga. steel construction, folded edges on all four sides for extra strength
- The vented version provides a sturdy shelf without obstructing upward heat movement
- Weight load tested to 120 pounds
- Slides are slotted for easy adjustment with most rail depth locations
- Rugged textured powder paint finish

Part Number		Shelf Type	Shelf Depth
Black Textured	Beige Textured		
<b>19" Width</b>			
<a href="#">RSVS1918BK1</a>	<a href="#">RSVS1918CG1</a>	Vented	18"
<a href="#">RSVS1921BK1</a>	<a href="#">RSVS1921CG1</a>	Vented	21"
<a href="#">RSVS1926BK1</a>	<a href="#">RSVS1926CG1</a>	Vented	26"
<a href="#">RSVS1931BK1</a>	<a href="#">RSVS1931CG1</a>	Vented	31"
<a href="#">RSUS1918BK1</a>	<a href="#">RSUS1918CG1</a>	Unvented	18"
<a href="#">RSUS1921BK1</a>	<a href="#">RSUS1921CG1</a>	Unvented	21"
<a href="#">RSUS1926BK1</a>	<a href="#">RSUS1926CG1</a>	Unvented	26"
<a href="#">RSUS1931BK1</a>	<a href="#">RSUS1931CG1</a>	Unvented	31"
<b>24" Width</b>			
<a href="#">RSVS2418BK1</a>	<a href="#">RSVS2418CG1</a>	Vented	18"
<a href="#">RSVS2421BK1</a>	<a href="#">RSVS2421CG1</a>	Vented	21"
<a href="#">RSVS2426BK1</a>	<a href="#">RSVS2426CG1</a>	Vented	26"
<a href="#">RSVS2431BK1</a>	<a href="#">RSVS2431CG1</a>	Vented	31"
<a href="#">RSUS2418BK1</a>	<a href="#">RSUS2418CG1</a>	Unvented	18"
<a href="#">RSUS2421BK1</a>	<a href="#">RSUS2421CG1</a>	Unvented	21"
<a href="#">RSUS2426BK1</a>	<a href="#">RSUS2426CG1</a>	Unvented	26"
<a href="#">RSUS2431BK1</a>	<a href="#">RSUS2431CG1</a>	Unvented	31"

Vented



Unvented

